

Ruthenium-Catalyzed Ring Closing Olefin Metathesis of Non-Natural α -Amino Acids

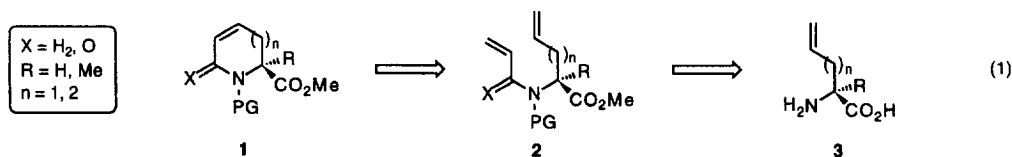
Floris P. J. T. Rutjes^{*a} and Hans E. Schoemaker^b

^aAmsterdam Institute of Molecular Studies, Laboratory of Organic Chemistry, University of Amsterdam
 Nieuwe Achtergracht 129, 1018 WS Amsterdam, Netherlands

^bDSM Research, PO Box 18, 6160 MD Geleen, Netherlands

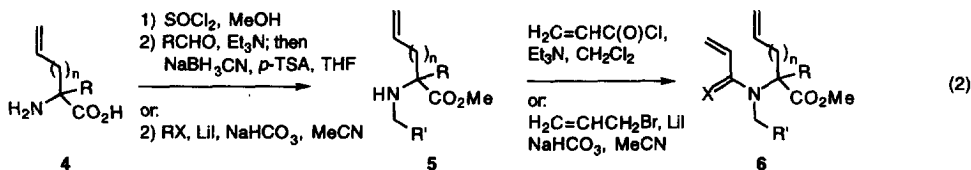
Abstract: The use of various enantiopure amino acid-derived diolefins as substrates for the ring closing olefin metathesis reaction (RCM) has been investigated. This reaction has been shown to be an efficient transformation for providing highly functionalized 6- and 7-membered ring amino acids.
 © 1997, Elsevier Science Ltd. All rights reserved.

In the past few years, the use of the ring closing metathesis reaction (RCM)¹ for creating cyclic systems from acyclic diolefins has tremendously increased as a result of the ruthenium alkylidene catalysts that have been developed by Grubbs and co-workers.² The tolerance towards functional groups and the efficiency of these catalysts have been exemplified by several examples of RCM in the synthesis of complex molecules,³ in the area of peptide chemistry,⁴ and recently also in solid phase strategies.⁵ Prompted by a recent report,^{4b} we wish to disclose a number of preliminary results on cyclizing enantiopure amino acid-derived precursors **2** to give the corresponding unsaturated cyclic amino acids **1** as shown in eq 1. The resulting six- and seven-membered rings are versatile and highly functionalized heterocyclic ring systems that can either be used as building blocks in drug or natural product synthesis, but also for example as conformationally restricted amino acid analogs.⁶ In order to obtain the non-natural amino acids **3** we rely on an enzymatic resolution process, consisting of enantioselective hydrolysis of the corresponding amino acid amides with an amidase obtained from *Pseudomonas putida*, which affords both the *D*- and *L*-amino acids in enantiomerically pure form.⁷

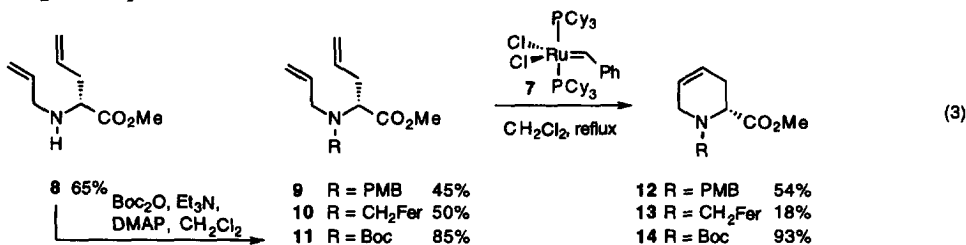


The synthesis of the precursors is shown in eq 2 and described in detail for enantiopure *D*-allylglycine (**4**: R = H, n = 1),⁸ optically active *L*- α -methyl- α -allylglycine (**4**: R = Me, n = 1; 78% ee)⁹ and *D*-3-butenylglycine (**4**: R = H, n = 2; >99.6% ee), which was produced on multi-gram scale *via* enzymatic resolution of the corresponding amino acid amide.¹⁰ The intermediates **5** were prepared *via* esterification (2.0 equiv of SOCl₂, MeOH, 60 °C, 3 h), followed by mono-alkylation at nitrogen (1.05 equiv of *p*-methoxybenzyl chloride, 4 equiv of NaHCO₃, LiI (cat), MeCN, reflux). A slightly higher yielding method was also applied, *i.e.* esterification and subsequent condensation (1.05 equiv of benzaldehyde or ferrocenylaldehyde (ferrocenyl = Fer), 1.0 equiv of Et₃N, 4 Å MS, CH₂Cl₂, rt, 1 h) provided the corresponding imines, which under carefully controlled conditions could be effectively reduced (1.0 equiv of NaBH₃CN, 1.0 equiv of *p*-TSA, THF, rt, 4 h)

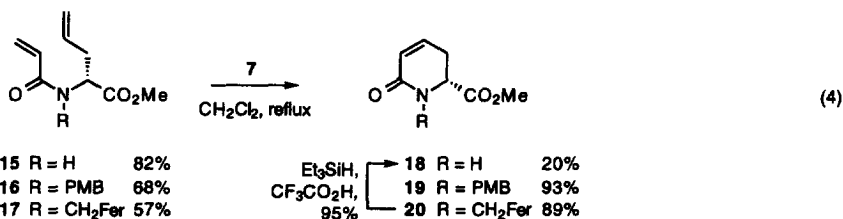
to afford the amino esters **5** in good to excellent yields. The precursors **6** for the metathesis reaction were either formed *via* amide formation (1.2 equiv of $\text{CH}_2=\text{CHC}(\text{O})\text{Cl}$, 1.5 equiv of Et_3N , CH_2Cl_2 , $0^\circ\text{C} \rightarrow \text{rt}$, 15 min) or alkylation with allyl bromide (1.5 equiv, 2.5 equiv of NaHCO_3 , LiI (cat), MeCN , reflux, 17 h) in good yield (overall yields for these sequences are shown in equations 3-7).¹¹



The results with the *D*-allylglycine-derived substrates **9-11** are summarized in eq 3. The cyclizations were carried out by using the phenyl-substituted ruthenium alkylidene catalyst **7**^{2b} (5 mol% of Ru -catalyst, 0.05 M in CH_2Cl_2 , reflux) to give in the case of the amine precursors **9** and **10** the corresponding tetrahydropyridine systems in somewhat disappointing yields, even after extended periods of reflux (up to 24 h). However, changing the conformation and the basic character of the nitrogen atom by employing a BOC-protecting group (obtained *via* the mono-allylated amino ester **8** and subsequent reaction with Boc_2O (3 equiv, 1 equiv of Et_3N , 1 equiv of DMAP , CH_2Cl_2 , reflux, 6 h) led to significantly higher reactivity so that **14** was obtained in 93% yield (30 min in refluxing CH_2Cl_2).¹² Without a protecting group at nitrogen (*e.g.* in the case of **8**), ring-closed products were not observed.

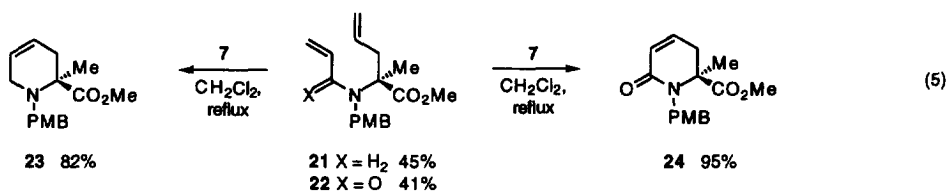


Similarly, cyclization of the acrylic amides **15-17** (eq 4) proved to be dependent on the substituents at the nitrogen atom. While the free amide **15** reacted sluggish (24 h of reflux, additional catalyst added) in a low yield, the corresponding protected amides **16** and **17** cyclized in excellent yields after 3 h of reflux. Deprotection of the ferrocenylmethyl-protected lactam **20** (5 equiv of Et_3SiH , 5 equiv of $\text{CF}_3\text{CO}_2\text{H}$, CH_2Cl_2 , 0°C)^{4c} took place in 30 min to give the corresponding α,β -unsaturated lactam **18** in 95% yield. The enantiomeric purity of **20** was checked by HPLC analysis,¹³ proving that no racemization had occurred during the whole sequence.

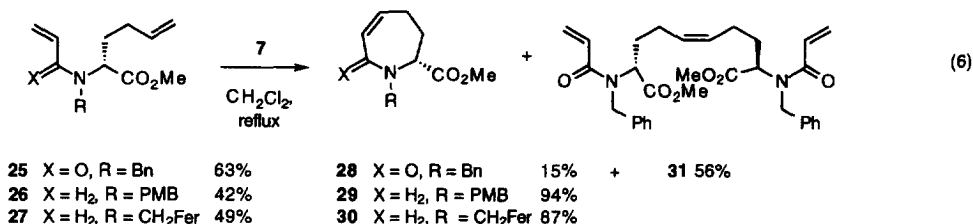


Remarkably different behavior was observed upon subjecting the α -methyl-substituted allylglycine precursor **21** to identical reaction conditions (eq 5). In contrast with **9** and **10**, cyclization of amine **21** took place swiftly, providing the cyclic olefin **23** in good yield. Furthermore, the corresponding amide **22** cyclized

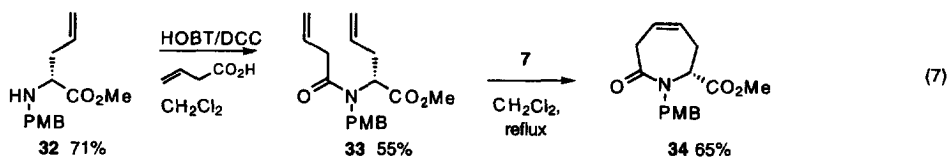
in nearly quantitative yield to the lactam **24**. Most likely, increase of steric bulk adjacent to the nitrogen atom leads to a more favorable transition state for ring closure.



Treatment of the homo-allylglycine precursors **25-27** (eq 6) with **7** (5 mol%, 0.1 M in CH_2Cl_2 , reflux) was expected to give the corresponding azepine systems. Reaction of acrylic amide **25**, however, mainly afforded the dimeric product **31** (where only the more electron rich olefin participated in the metathesis process), accompanied by only a small amount of the desired product **28**. Opposite to the results with the glycine precursors (eqs 3 and 4), changing the amide into an amine by alkylation with the more electron rich allyl function (**26** and **27**), led to a clean conversion into the corresponding azepines **29** and **30** in high yields.¹⁴



Moreover, the double bond in the azepine series could be selectively placed at a different position by variation of the substituent at nitrogen. Thus, treatment of **32** with vinylacetic acid under standard peptide coupling conditions (1.05 equiv of HOBT, 1.05 equiv of DCC, CH_2Cl_2 , rt, 4 h) provided **33** in 55% yield (not optimized), which in turn cyclized in reasonable yield to the enantiopure seven-membered lactam **34**. In addition to these results, we also have subjected analogous 4-pentenyl precursors (**6**: R = H, n = 3; not shown) to similar conditions, but in neither of these cases the desired 8-membered rings could be detected. Instead, intractable mixtures of dimerization and polymerization products were formed.



In conclusion, we have shown that various enantiopure amino acid precursors can be useful starting materials in ring closing metathesis reactions to provide specifically functionalized 6- and 7-membered ring amino acids. At the moment, studies are in progress to extend this methodology to other non-natural enantiopure amino acids (obtained *via* enzymatic resolution) and application of the resulting cyclic systems in the synthesis of some natural products, as will be reported in a full account in the near future.

Acknowledgment: The authors wish to acknowledge dr B. Kaptein (DSM Research) for generously providing *D*-allylglycine and *L*- α -methyl- α -allylglycine. Mr. J.M.M. Boesten and dr A.L.L. Duchateau (DSM Research) are kindly acknowledged for carrying out some HPLC analyses.

References and Notes:

- For reviews, see: (a) Grubbs, R.H.; Miller, S.J.; Fu, G.C. *Acc. Chem. Res.* **1995**, *28*, 446; (b) Schmalz, H.-G. *Angew. Chem. Int. Ed. Engl.* **1995**, *34*, 1833.
- (a) Nguyen, S.T.; Grubbs, R.H.; Ziller, J.W. *J. Am. Chem. Soc.* **1993**, *115*, 9858; (b) Schwab, P.; France, M.B.; Ziller, J.W.; Grubbs, R.H. *Angew. Chem. Int. Ed. Engl.* **1995**, *34*, 2039.
- For some recent examples, see: (a) Huwe, C.M.; Kiehl, O.C.; Blechert, S. *Synlett* **1996**, 65; (b) Overkleef, H.S.; Pandit, U.K. *Tetrahedron Lett.* **1996**, *37*, 547; (c) Fürstner, A.; Langemann, K. *J. Org. Chem.* **1996**, *61*, 3942; (d) Barrett, A.G.M.; Baugh, S.P.D.; Gibson, V.C.; Giles, M.R.; Marshall, E.L.; Procopiou, P.A. *J. Chem. Soc. Chem. Commun.* **1996**, 2231.
- (a) Clark, T.D.; Ghadiri, M.R. *J. Am. Chem. Soc.* **1995**, *117*, 12364; (b) Miller, S.J.; Blackwell, H.E.; Grubbs, R.H. *J. Am. Chem. Soc.* **1996**, *118*, 9606 (c) Garro-Hélión, F.; Guibé, F. *J. Chem. Soc. Chem. Commun.* **1996**, 641.
- (a) Schuster, M.; Pernerstorfer, J.; Blechert, S. *Angew. Chem. Int. Ed. Engl.* **1996**, *35*, 1979; (b) Maarseveen, J.H.; Den Hartog, J.A.J.; Engelen, V.; Visser, G.; Kruse, C.G. *Tetrahedron Lett.* **1996**, *37*, 8249.
- For an entry into this area, see: Giannis, A.; Kolter, T. *Angew. Chem. Int. Ed. Engl.* **1993**, *32*, 1244.
- For a recent review, see e.g.: Schoemaker, H.E.; Boesten, W.H.J.; Kaptein, B.; Roos, E.C.; Broxterman, Q.B.; van den Tweel, W.J.J.; Kamphuis, J. *Acta Chem. Scand.* **1996**, *50*, 225.
- Both *D*- and *L*-allylglycine are commercially available, but can also be obtained in enantiopure form through enzymatic resolution, see: Broxterman, Q.B.; Kaptein, B.; Kamphuis, J.; Schoemaker, H.E. *J. Org. Chem.* **1992**, *57*, 6286.
- Obtained *via* resolution with an amidase from *Mycobacterium neoaurum*, see: Kaptein, B.; Boesten, W.H.J.; Broxterman, Q.B.; Peters, P.J.H.; Schoemaker, H.E.; Kamphuis, J. *Tetrahedron: Asymmetry* **1993**, *4*, 1113.
- Racemic 3-butenylglycine (4: R = H, n = 2) was obtained as described by O'Donnell,¹⁵ esterified (SOCl₂, MeOH) and converted into the corresponding amide (25% aqueous ammonia). Subjection of the amide to the enzymatic resolution conditions (*Pseudomonas putida*, pH 9-10, 37 °C, 60 h) provided *D*-3-butenylglycine (after hydrolysis of the corresponding amide (2 M HCl, 90 °C, 2 h) and purification on a strongly acidic (Dowex 50W) ion exchange column) in >99.6% ee according to HPLC analysis.¹⁶
- All new compounds were appropriately characterized by IR, ¹H and ¹³C NMR spectroscopy, high resolution mass data and rotation values.
- This result is in agreement with the findings of Grubbs *et al.* who reported the formation of **14** in racemic form (*D*-**14**: [α]_D²⁰ -17.3° (c 1.0, CH₂Cl₂).
- Analysis on a Chiralpak AS column (10% *i*-PrOH in heptane) showed an ee of >99%.
- A typical cyclization experiment was carried out as follows: to a solution of diolefin **26** (105 mg, 0.335 mmol) in CH₂Cl₂ (3.5 mL) was added Cl₂(PCy₃)₂Ru=CHPh (**7**, 14 mg, 0.017 mmol) and the solution was refluxed under an argon atmosphere for 3 h. The mixture was evaporated and purified by flash column chromatography (silica, 20→50% ether in petroleum ether) to give **29** as a light yellow oil (90 mg, 0.315 mmol, 94%). **29**: R_f 0.31 (50% ether in petroleum ether); [α]_D²⁰ +68.9 (c 1.0, CH₂Cl₂); IR (CHCl₃) ν_{max} 3016, 2948, 2834, 1732, 1511, 1245, 1154, 1036, 759 cm⁻¹; ¹H NMR (400 MHz, CDCl₃) δ 7.24 (d, *J* = 8.6 Hz, 2 H, ArH), 6.84 (d, *J* = 8.6 Hz, 2 H, ArH), 5.80-5.75 (m, 1 H, =CH), 5.54-5.49 (m, 1 H, =CH), 3.78 (s, 3 H, CO₂CH₃), 3.78-3.71 (AB + m, 3 H, CH₂Ar + NCHH), 3.71 (s, 3 H, ArOCH₃), 3.58 (dd, *J* = 6.4, 9.2 Hz, 1 H, NCH), 3.07 (dd, *J* = 5.7, 17.4 Hz, 1 H, NCHH), 2.33-2.31 (m, 2 H, CH₂), 2.08-2.03 (m, 2 H, CH₂); ¹³C NMR (100 MHz, CDCl₃) δ 173.6, 158.5, 131.4, 130.9, 129.5, 129.3, 113.5, 65.5, 57.9, 55.1, 51.3, 48.0, 29.4, 26.7; HRMS (FAB): calcd for C₁₆H₂₂NO₃ (M+H) 276.1600, found 276.1595.
- (a) O'Donnell, M.J.; Polt, R.L. *J. Org. Chem.* **1982**, *47*, 2663; (b) O'Donnell, M.J.; Wojciechowski, K. *Synthesis* **1984**, 313.
- Miyazawa, T.; Iwanaga, H.; Yamada, T.; Kuwata, S. *Chem. Express* **1991**, *6*, 887.